

輕鬆幾個步驟 保障您的網上交易

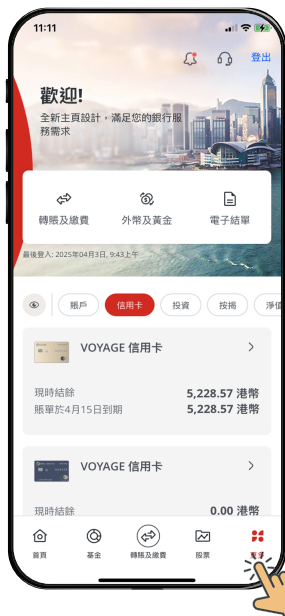
體驗安全的網上交易，只需於登錄華僑銀行(香港)手機應用程式，並啟用生物認證及推送通知，便可保障您的資訊及安心進行網上消費。

於華僑銀行(香港)手機應用程式以生物認證方式確認網上交易之步驟：

1. 啟用生物認證設定 (一次性設定)
2. 啟用推送通知設定 (一次性設定)
3. 以生物認證方式進行確認網上交易

1. 如何於您的流動電話啟用生物認證設定？

登入華僑銀行手機應用程式，於主頁右下角選擇「更多」




於「個人資料及應用程式設定」欄，選擇「登入管理」



選擇「生物認證」



閱覽注意信息，啟用「生物認證」(人臉識別/指紋辨識)



閱覽條款細則並於指定位置按 ✓，按「啟用」



輸入一次性密碼



進行人臉識別/指紋辨識

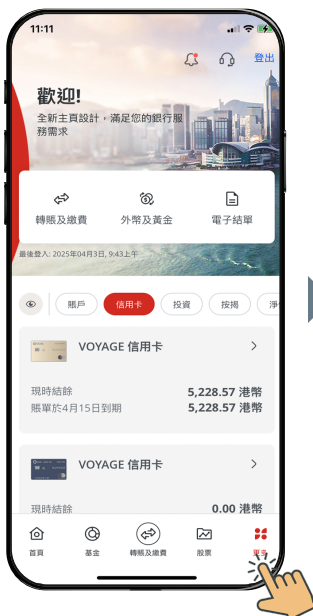


完成啟用「生物認證」



2. 如何於您的流動電話啟用推送通知設定？


登入華僑銀行手機應用程式，於主頁右下角選擇「更多」



於「個人資料及應用程式設定」欄，選擇「管理通知」



啟用「服務及交易提示」，閱覽條款細則並於指定位置按✓，按「確定」




完成啟用「推送通知設定」

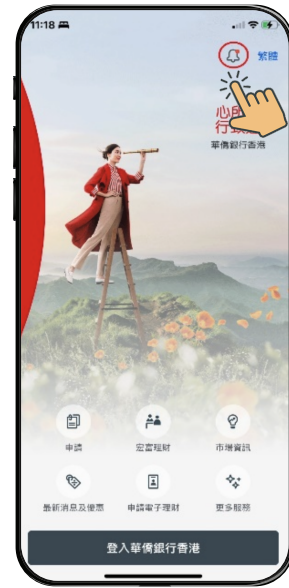


3. 如何以生物認證方式進行確認網上交易？

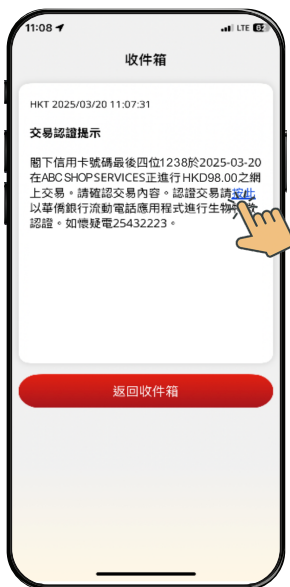
於商戶網站確認進行付款，畫面「以華僑銀行流動應用程式進行認證此交易」信息



收到交易認證提示之推送通知，按「按此」或華僑銀行手機應用程式首頁按訊息標示，登入流動電話銀行



檢查交易認證提示之內容，按「按此」進行確認交易



如欲進行交易，按「確認交易」，如不欲進行交易，按「取消交易」



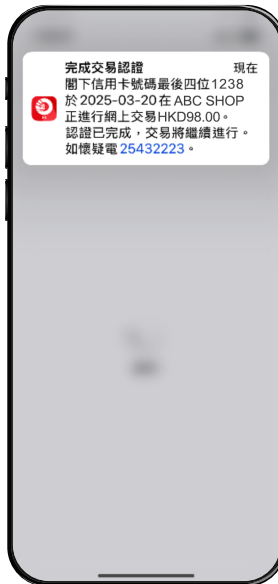
按「確認交易」後，進行人臉識別/指紋辨識



確定人臉識別/指紋辨識後，
完成交易認證



收到完成交易認證之推送通知



成功完成網上交易會
收到短訊通知



3199 9188

ocbc.com.hk

下載華僑銀行(香港)手機應用程式未呢？

立即下載最新版本手機應用程式

OCBC HONG KONG



備註：

Apple及Apple標誌均為Apple Inc.在美國和其他國家或地區註冊的商標。App Store為Apple Inc.之服務商標。Android, Google Play 以及Google Play 標誌均為Google Inc.的註冊商標。



Safeguard Your Online Transactions with Ease

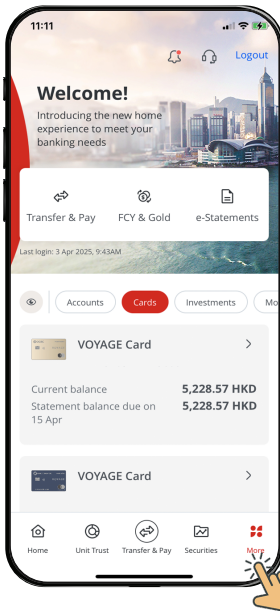
To ensure a safe online transaction experience, simply log in to the OCBC Bank (Hong Kong) Mobile App and then enable biometric authentication and push notifications settings within the app to enhance your security and protect your financial information.

Steps to authenticate online transaction in OCBC Bank (Hong Kong) Mobile App:

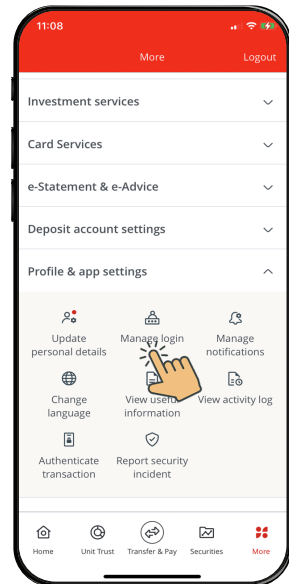
1. Enable Biometric Authentication (one-off set up)
2. Enable Push Notifications (one-off set up)
3. Proceed to confirm Online Transaction with Biometric Authentication

1. How to enable “Biometric Authentication” (Face ID/Fingerprint) on your mobile phone?

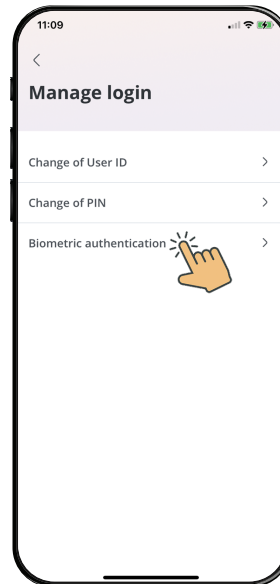
Login OCBC Mobile App and select “More” at the right bottom corner



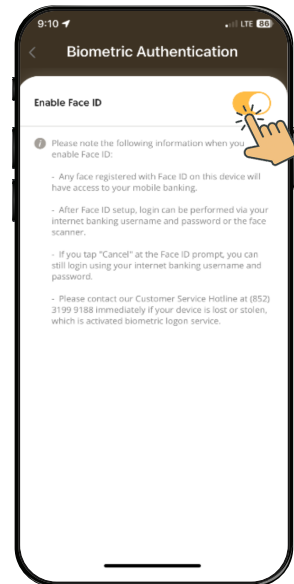
Select “Manage login” under “Profile & app settings”




Select “Biometric Authentication”



Read the information and turn on “Biometric Authentication” (Face ID/Fingerprint)



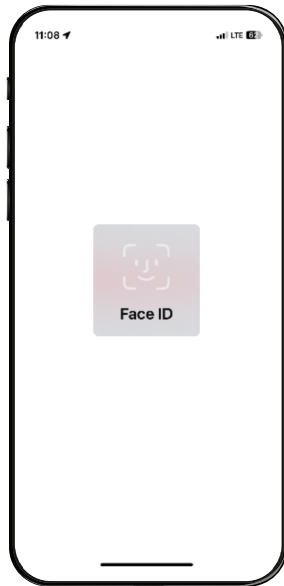
Read the T&C and click checkbox > Click “Enable” button



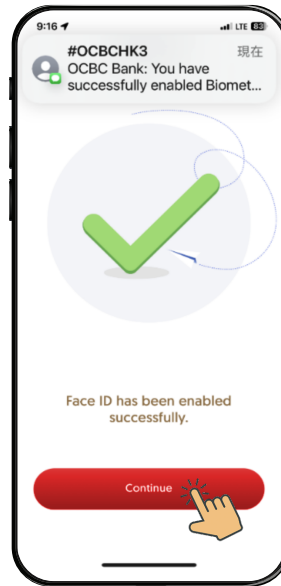
Key in SMS One-Time Password



Conduct Face ID/Fingerprint confirmation



Enable the "Biometric Authentication" setting is completed



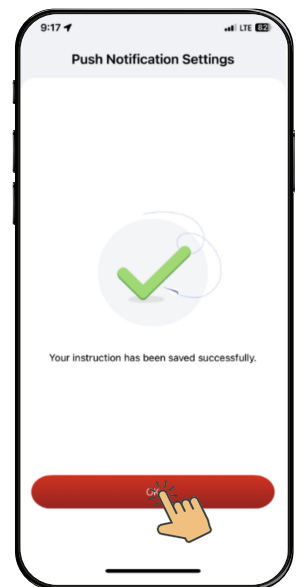

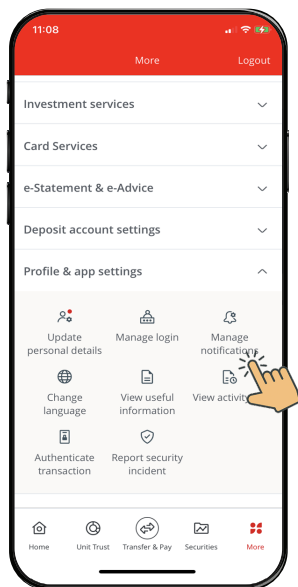
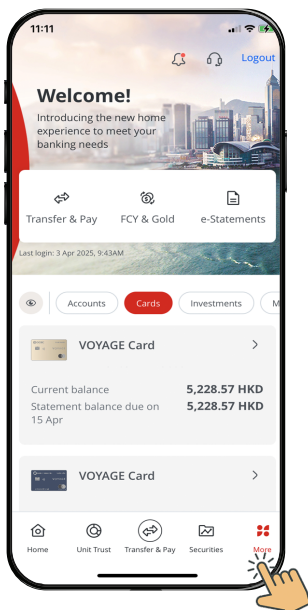
2. How to enable "Push Notification" on your mobile phone?

Login OCBC Mobile App and select "More" at the right bottom corner

Select "Manage login" under "Manage notifications"


Turn on the "Service & Transaction Alert" and click to read the Terms and Conditions. Check the box and click "Confirm".

Enable the "Push Notification Settings" is completed.

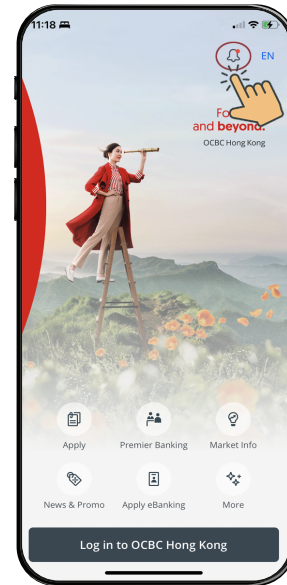
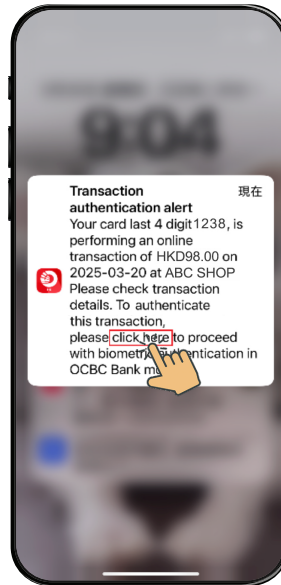


3. How to Confirm Online Transaction with Biometric Authentication?

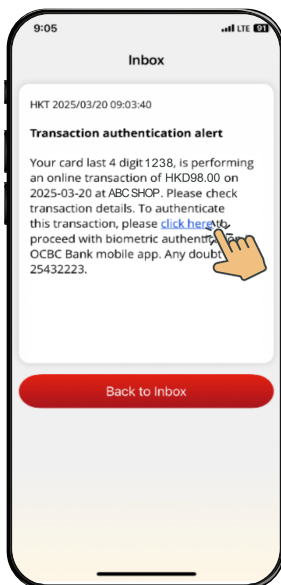
After confirming the transaction at merchant's portal, it would be prompted a message of "Authenticate with OCBC Bank Mobile Banking App".



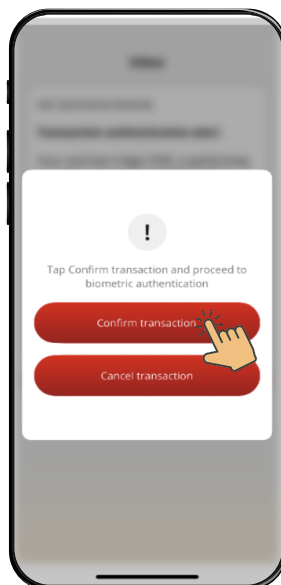
Receive a Push Notification about transaction details. Tap on "click here" on the notification or tap on the Push Notification to login OCBC (HK) mobile banking app.



Review the contents of transaction and tap on "Click here" to proceed transaction authentication.



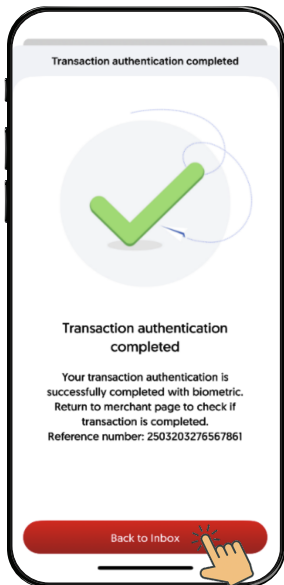
If you would proceed the transaction, please click "Confirm transaction". If you would not proceed the transaction, please click "Cancel transaction".



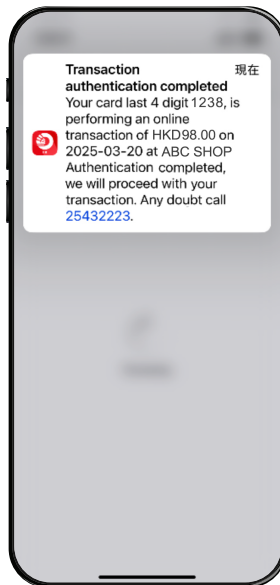
After clicking "Confirm Transaction", proceed Face ID/fingerprint authentication.



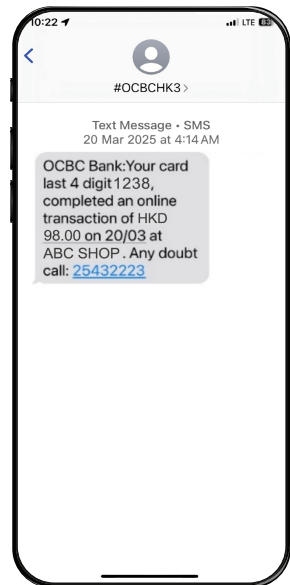
Transaction authentication completed page will be shown once the Face ID/Fingerprint is verified.



A Push Notification will be received upon transaction completed.



SMS notification will be received upon online transaction is successfully completed.



3199 9188

ocbc.com.hk

Don't Have the OCBC Bank (Hong Kong) Mobile App yet?

Download the latest mobile app now

OCBC HONG KONG



Remark:

Apple and the Apple logo are trademarks of Apple Inc., registered in the U.S. and other countries. App Store is a service mark of Apple Inc.. Android, Google Play, and the Google Play logo are the registered trademarks of Google Inc..

